



District Report Card: 2017


State: Telangana	District: HYDERABAD
Class: 8	Subject: Language
Schools: 51	Students: 1172


Participation/Coverage


Students

GENDER 	Boys		Girls	
	Number	%	Number	%
	424	36.18	748	63.82

AREA 	Rural		Urban	
	Number	%	Number	%
	33	2.82	1139	97.18

CATEGORY 	SC		ST		OBC		GEN	
	Number	%	Number	%	Number	%	Number	%
	229	19.54	54	4.61	526	44.88	363	30.97

CWSN 	LD	VI	HI	S&LD	ID	Oth
	1	10	11	1	2	23

MANAGEMENT 	Government		Government-aided	
	Number	%	Number	%
	663	56.57	509	43.43

Average Performance of Students in Language (%)

Overall	Gender		Area		Management		Social Group			
	Male	Female	Rural	Urban	Govt.	Aided	SC	ST	OBC	GEN
56.87	55.13	57.85	56.16	56.89	53.62	61.09	58.52	52.35	56.35	57.25

Performance on Learning Outcomes (LOs)

Learning Outcomes	Description	Average Performance(%)
L813	Read textual/non-textual materials with comprehension and identifies the details, characters, main idea and sequence of ideas and events while reading	56.87

Range of Performance of Students who Answered Correctly							
Below 30%		30% - 50%		50% - 75%		Above 75%	
Number	%	Number	%	Number	%	Number	%
127	10.84	326	27.82	495	42.24	224	19.11

Lowest Performing Learning Outcomes (LOs)

1 - Read textual/non-textual materials with comprehension and identifies the details, characters, main idea and sequence of ideas and events while reading (56.87)